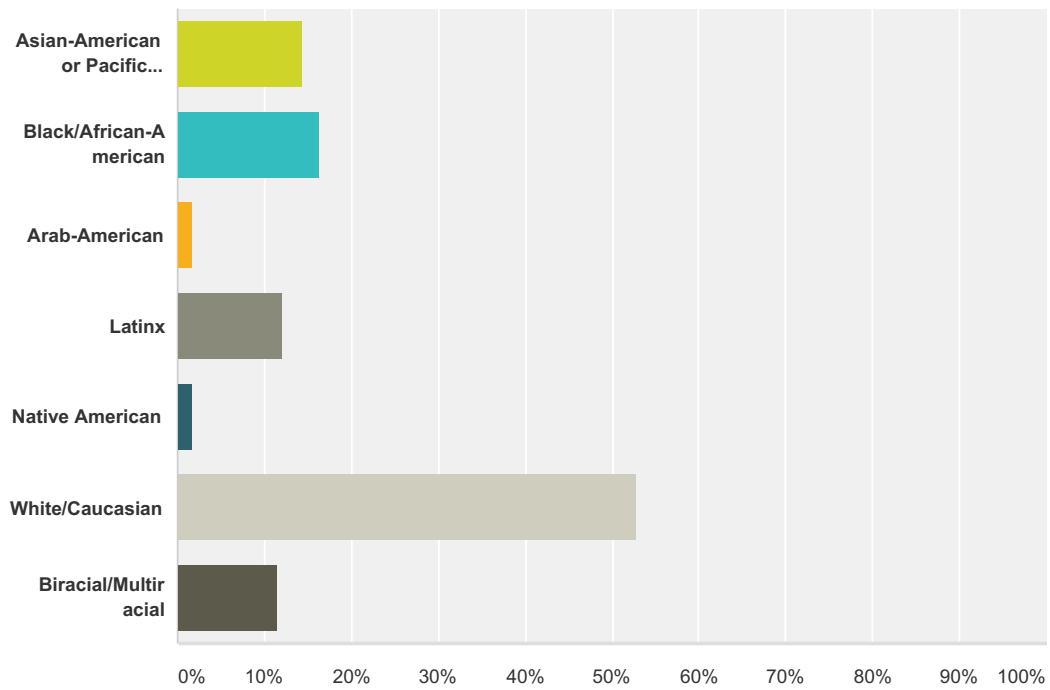


Q1 What is your primary racial/ethnic identity?

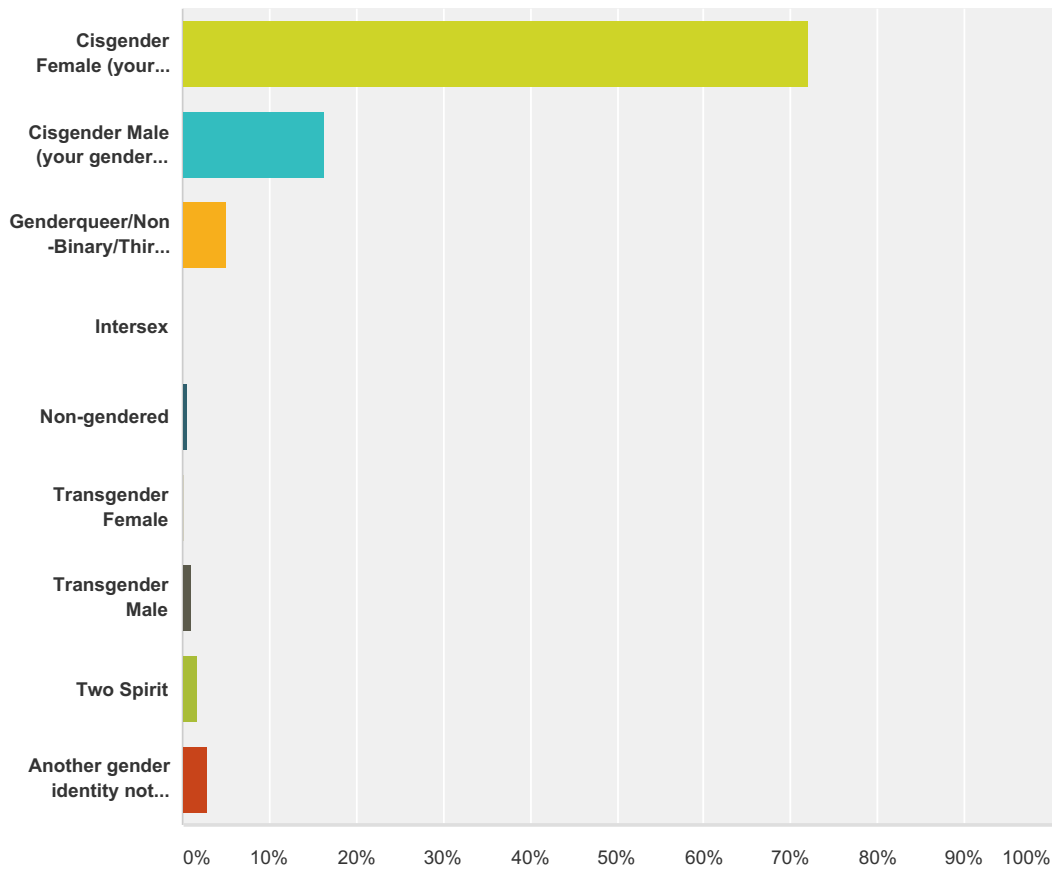
Answered: 348 Skipped: 12



Answer Choices	Responses
Asian-American or Pacific Islander	14.37% 50
Black/African-American	16.38% 57
Arab-American	1.72% 6
Latinx	12.07% 42
Native American	1.72% 6
White/Caucasian	52.87% 184
Biracial/Multiracial	11.49% 40
Total Respondents: 348	

Q2 What is your gender identity?

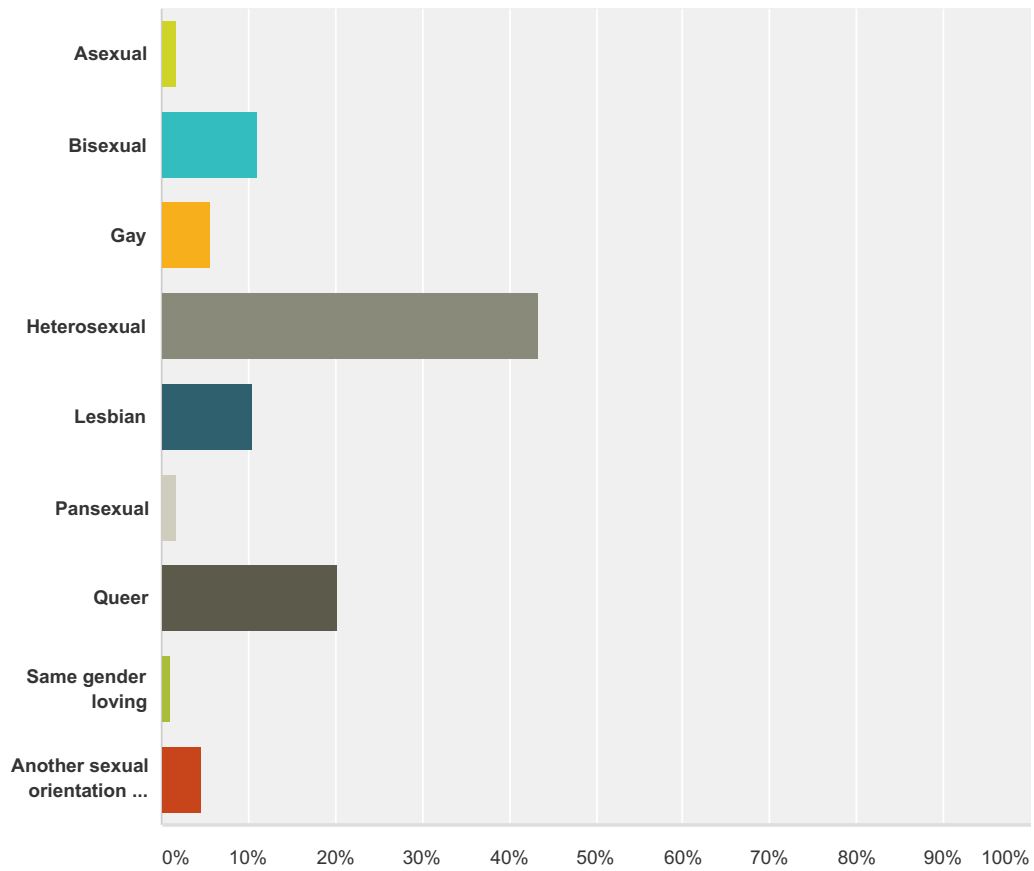
Answered: 354 Skipped: 6



Answer Choices	Responses
Cisgender Female (your gender identity matches your assigned sex at birth)	72.03% 255
Cisgender Male (your gender identity matches your assigned sex at birth)	16.38% 58
Genderqueer/Non-Binary/Third Gender	5.08% 18
Intersex	0.00% 0
Non-gendered	0.56% 2
Transgender Female	0.28% 1
Transgender Male	1.13% 4
Two Spirit	1.69% 6
Another gender identity not listed here (please specify).	2.82% 10
Total	354

Q3 What is your sexual orientation?

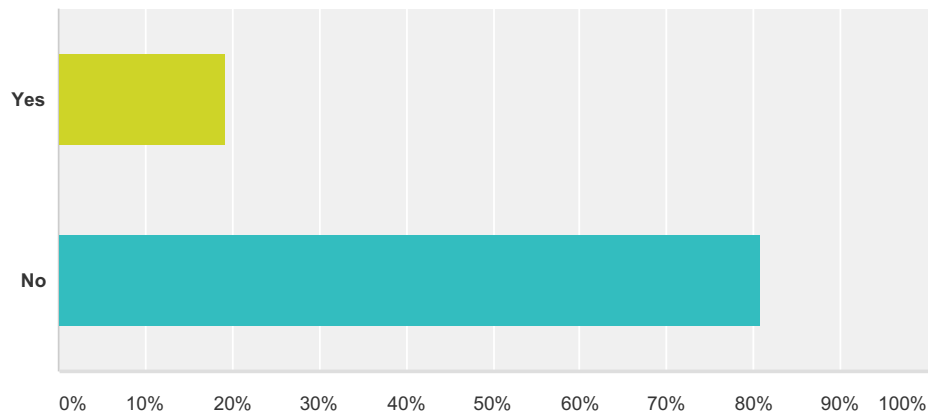
Answered: 352 Skipped: 8



Answer Choices	Responses
Asexual	1.70% 6
Bisexual	11.08% 39
Gay	5.68% 20
Heterosexual	43.47% 153
Lesbian	10.51% 37
Pansexual	1.70% 6
Queer	20.17% 71
Same gender loving	1.14% 4
Another sexual orientation not listed here (please specify).	4.55% 16
Total	352

Q4 Do you identify as a person with disabilities?

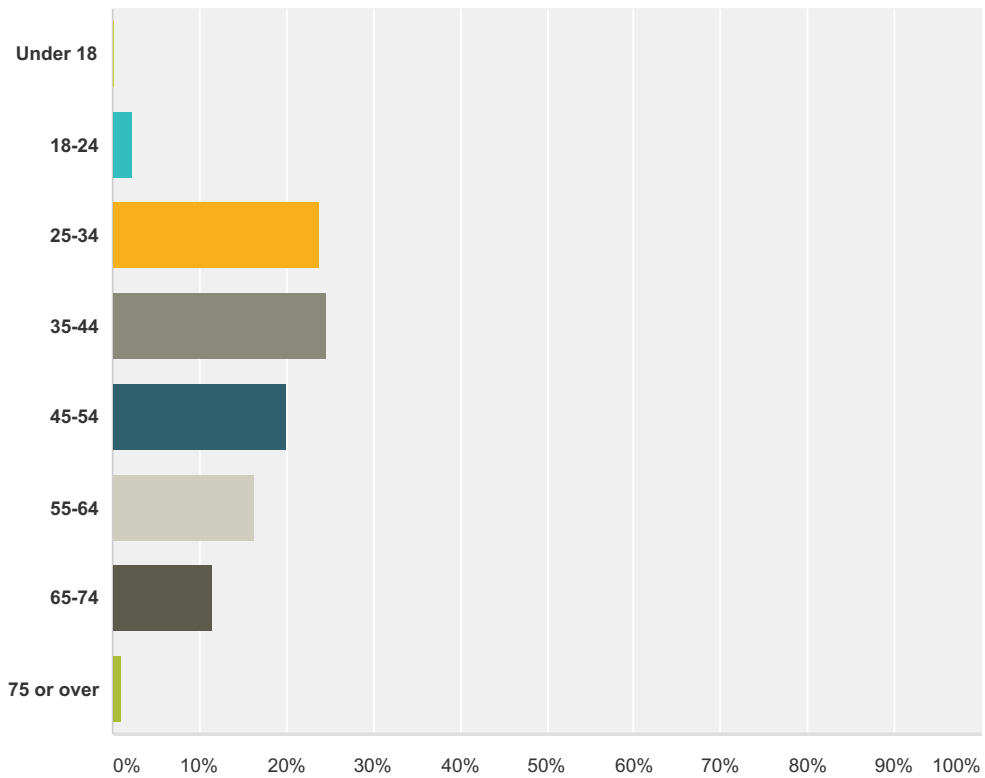
Answered: 354 Skipped: 6



Answer Choices	Responses
Yes	19.21% 68
No	80.79% 286
Total	354

Q5 Please indicate your age range:

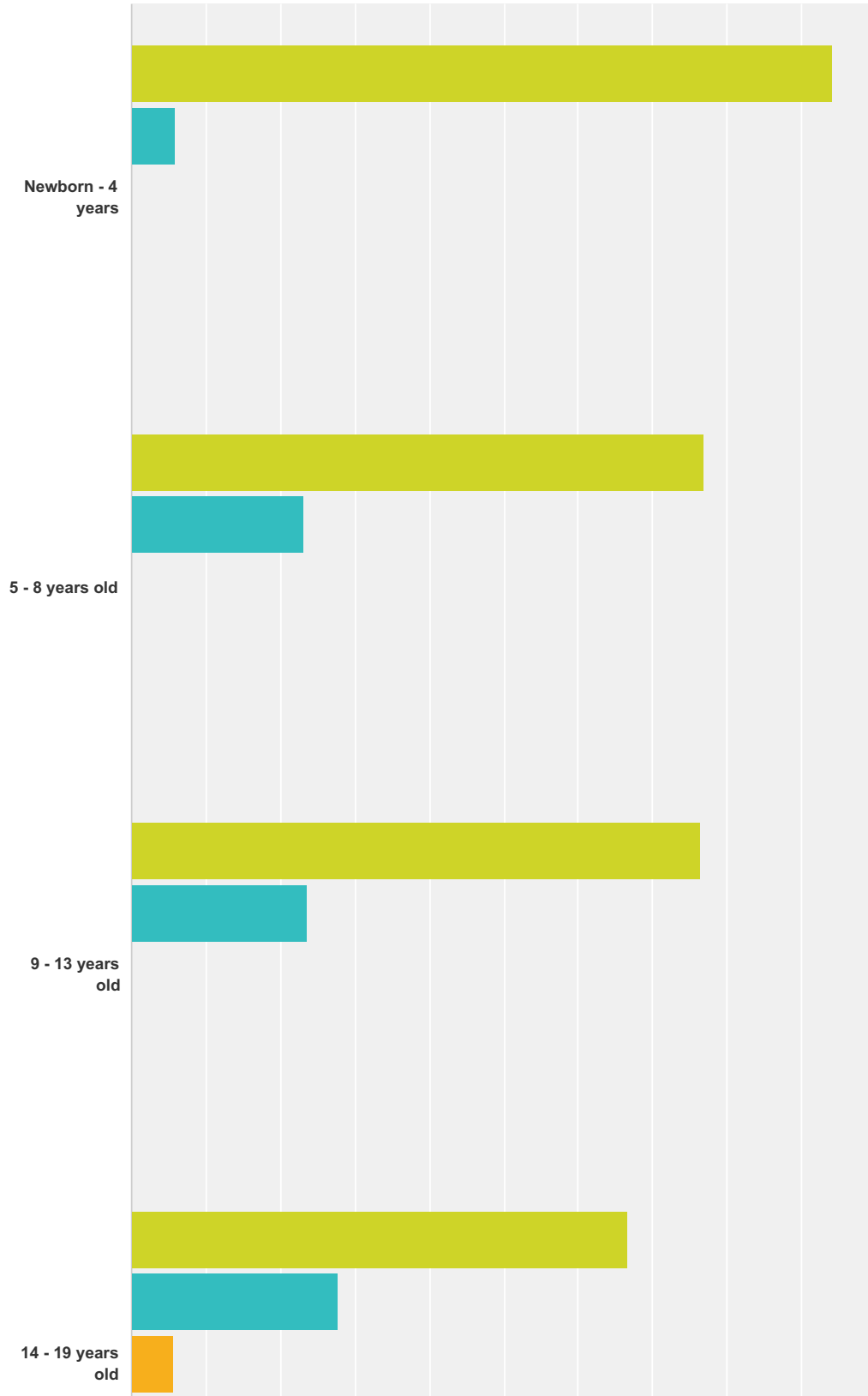
Answered: 354 Skipped: 6

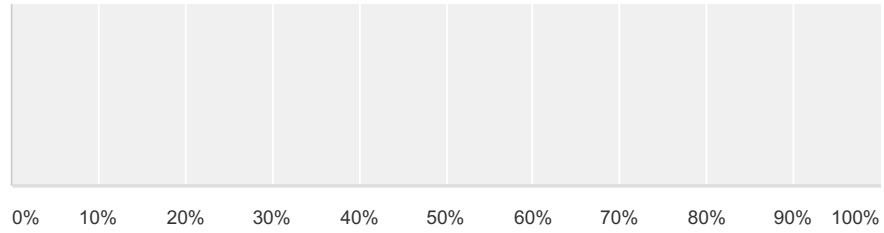


Answer Choices	Responses
Under 18	0.28% 1
18-24	2.26% 8
25-34	23.73% 84
35-44	24.58% 87
45-54	20.06% 71
55-64	16.38% 58
65-74	11.58% 41
75 or over	1.13% 4
Total	354

Q6 Please indicate the number of children (if any) you have in the following age ranges:

Answered: 49 Skipped: 311



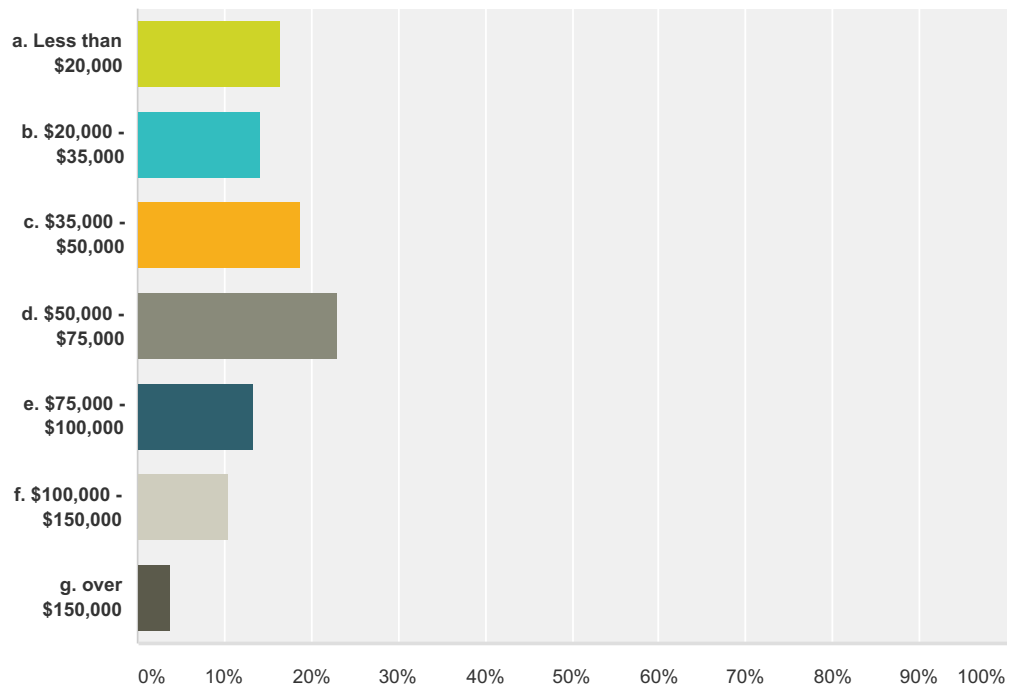


■ One
 ■ Two
 ■ Three
 ■ Four
 ■ Five

	One	Two	Three	Four	Five	Total
Newborn - 4 years	94.12% 16	5.88% 1	0.00% 0	0.00% 0	0.00% 0	17
5 - 8 years old	76.92% 10	23.08% 3	0.00% 0	0.00% 0	0.00% 0	13
9 - 13 years old	76.47% 13	23.53% 4	0.00% 0	0.00% 0	0.00% 0	17
14 - 19 years old	66.67% 12	27.78% 5	5.56% 1	0.00% 0	0.00% 0	18

Q7 Please indicate the range of your annual income:

Answered: 345 Skipped: 15



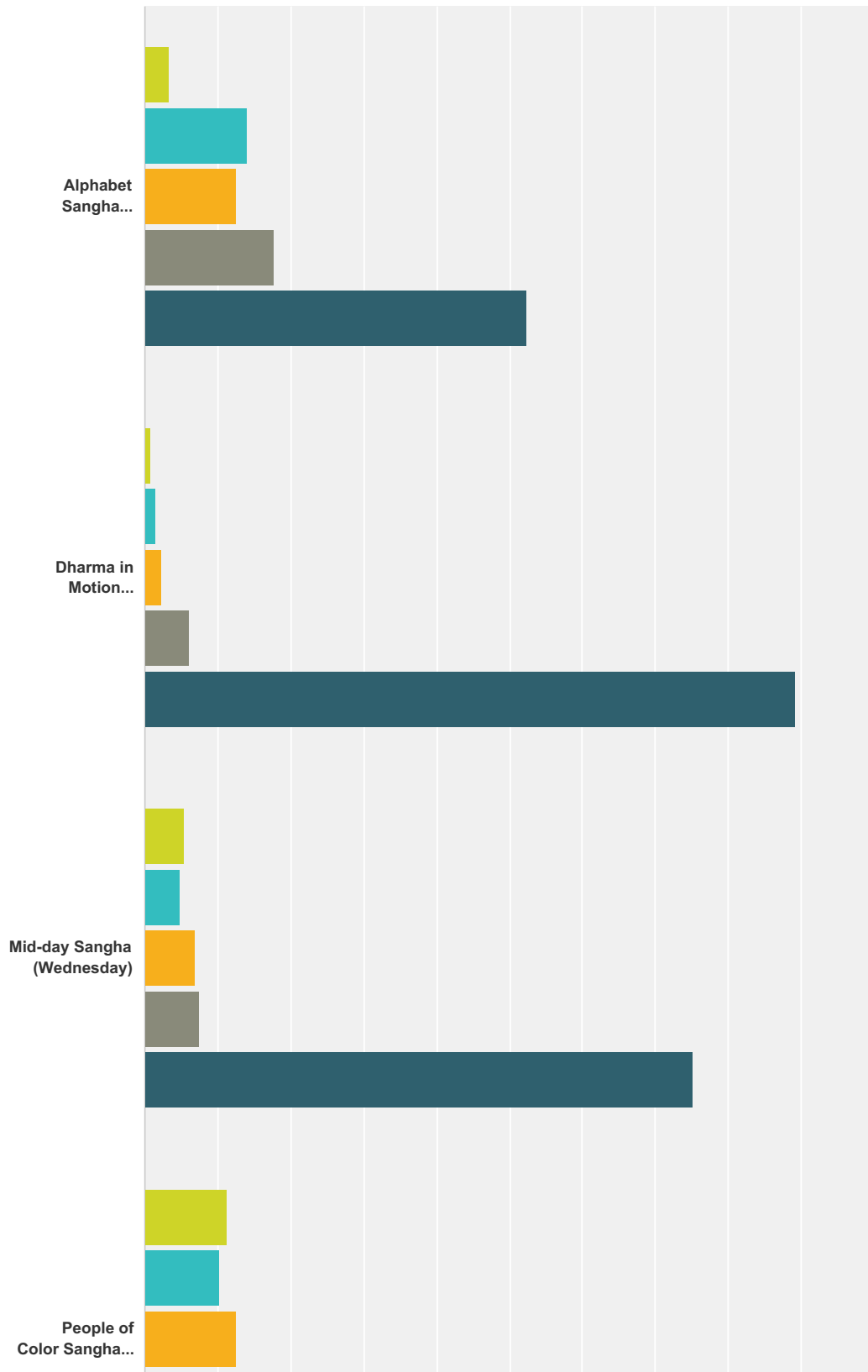
Answer Choices	Responses	
a. Less than \$20,000	16.52%	57
b. \$20,000 - \$35,000	14.20%	49
c. \$35,000 - \$50,000	18.84%	65
d. \$50,000 - \$75,000	22.90%	79
e. \$75,000 - \$100,000	13.33%	46
f. \$100,000 - \$150,000	10.43%	36
g. over \$150,000	3.77%	13
Total		345

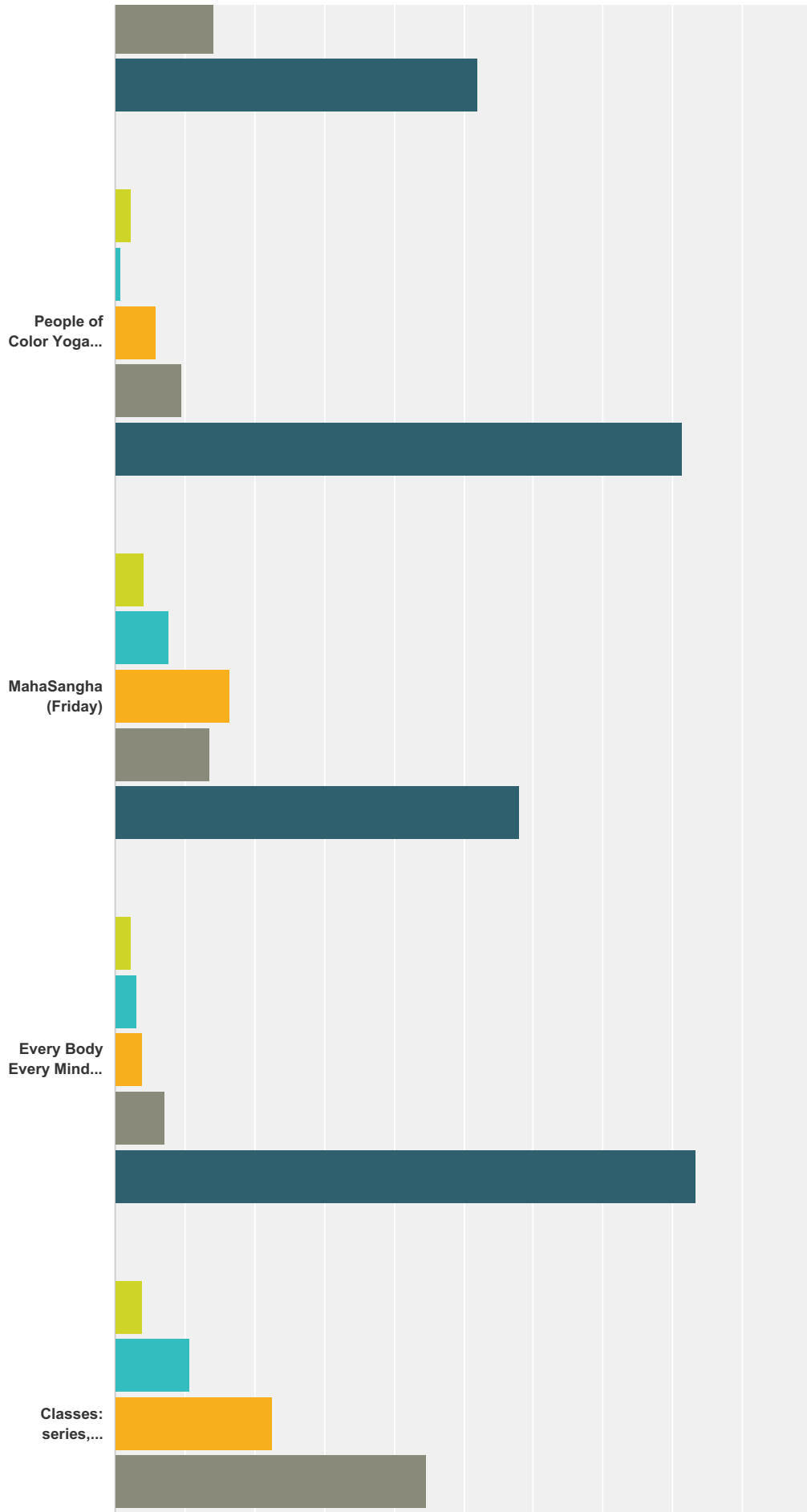
Q8 Please list your 5-digit zip code:

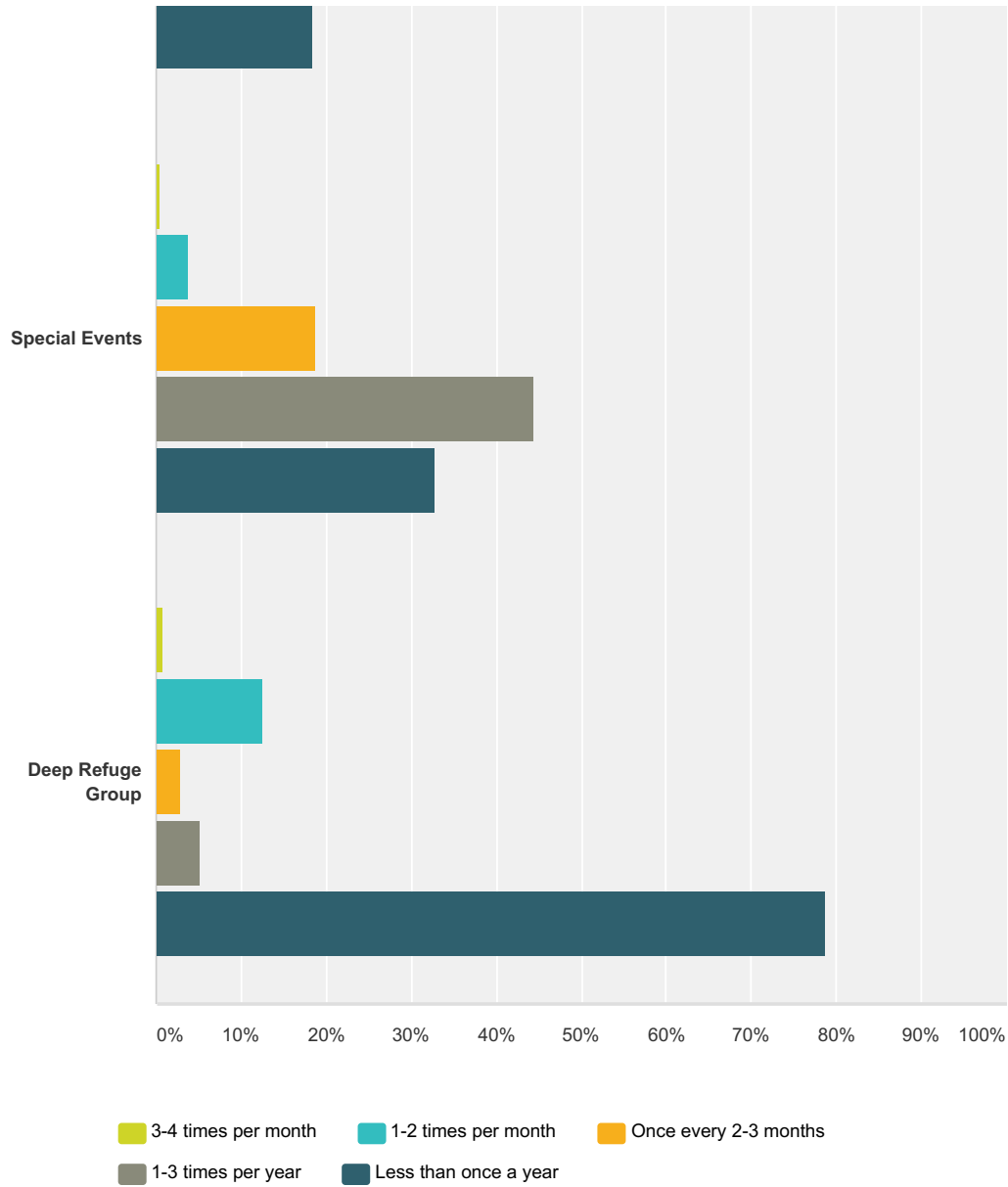
Answered: 350 Skipped: 10

Q9 On average, how often do you participate in each of the following types of EBMC programs?

Answered: 328 Skipped: 32





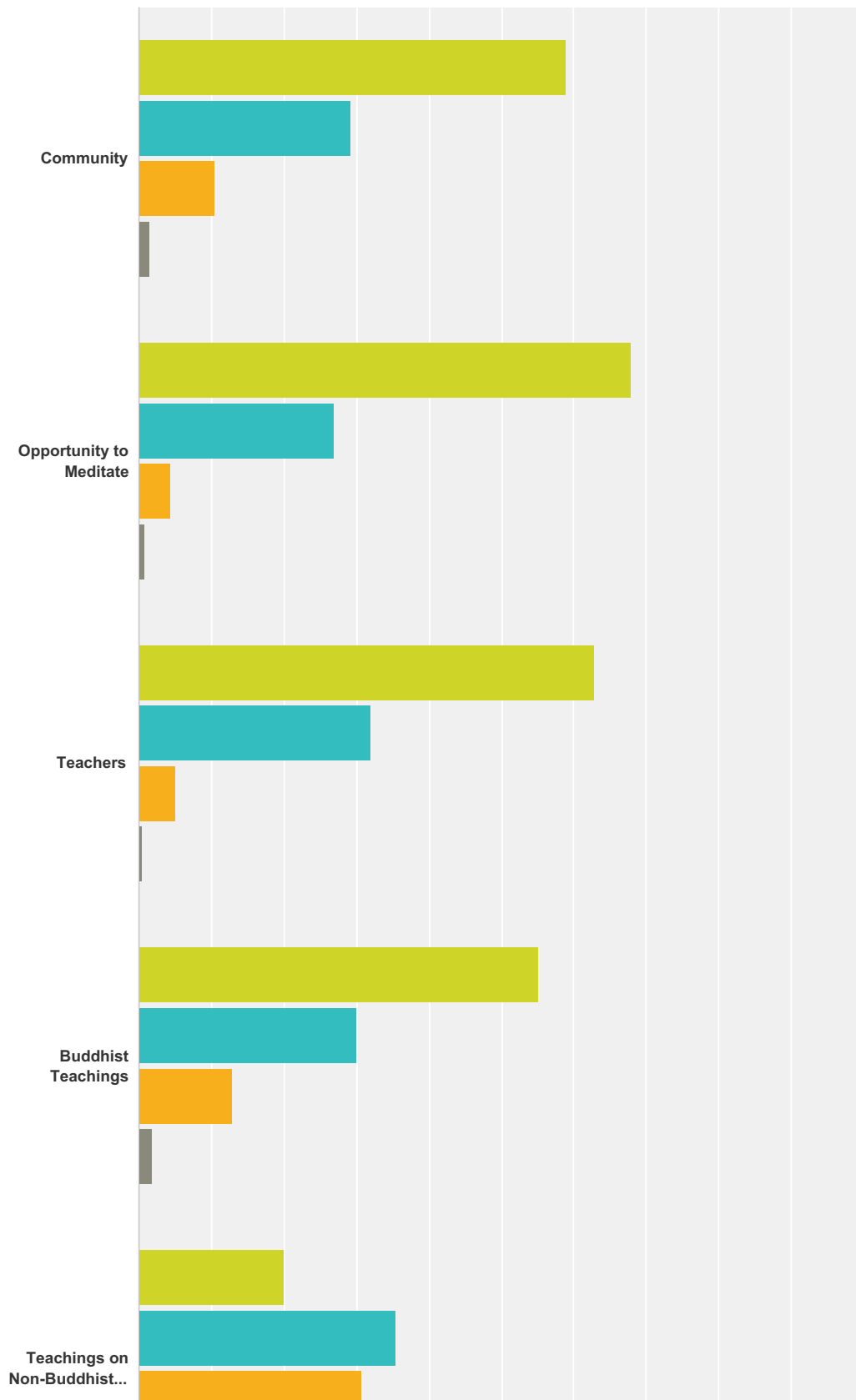


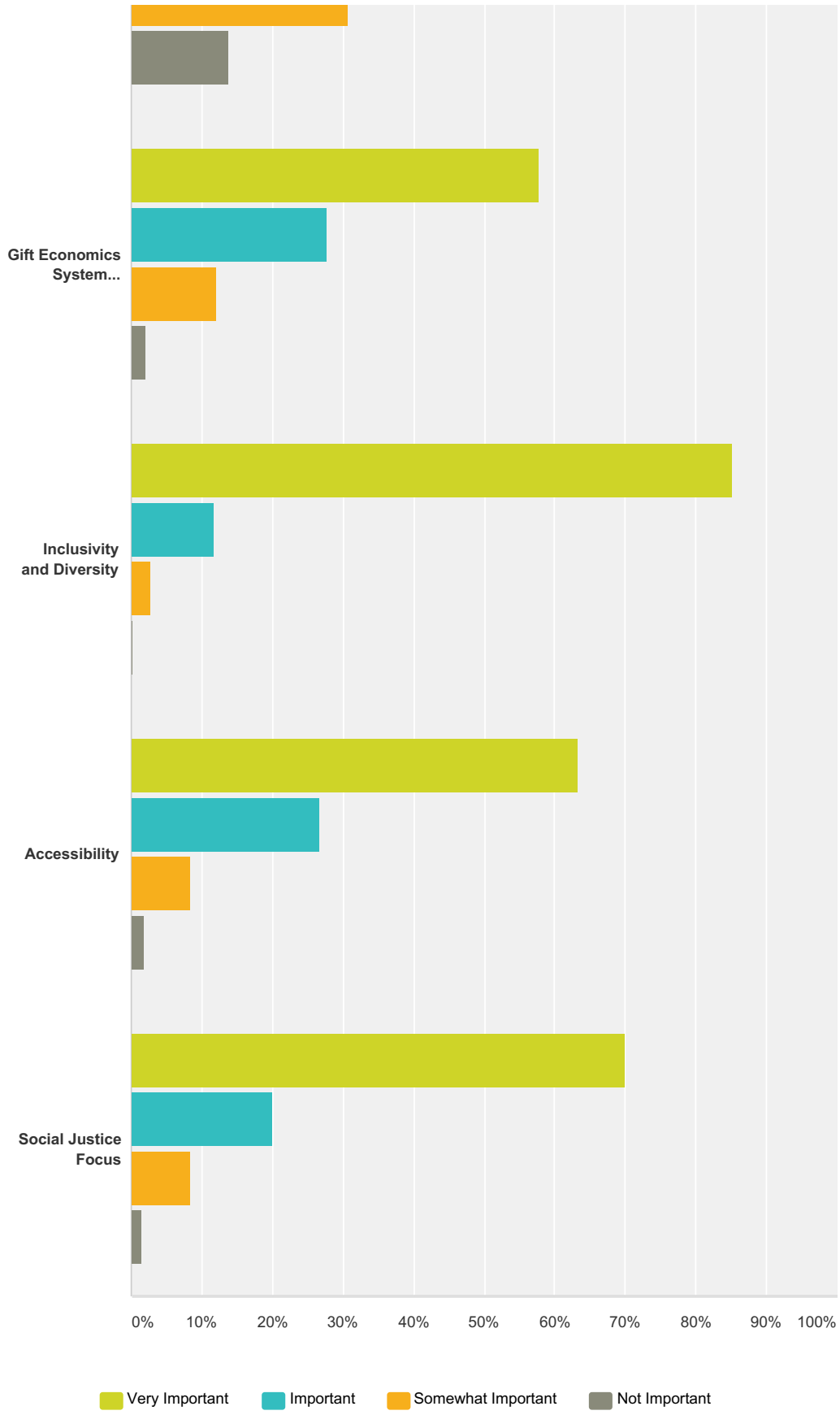
	3-4 times per month	1-2 times per month	Once every 2-3 months	1-3 times per year	Less than once a year	Total
Alphabet Sangha (Tuesday)	3.24% 6	14.05% 26	12.43% 23	17.84% 33	52.43% 97	185
Dharma in Motion (Tuesday)	0.77% 1	1.54% 2	2.31% 3	6.15% 8	89.23% 116	130
Mid-day Sangha (Wednesday)	5.52% 8	4.83% 7	6.90% 10	7.59% 11	75.17% 109	145
People of Color Sangha (Thursday)	11.30% 20	10.17% 18	12.43% 22	14.12% 25	51.98% 92	177
People of Color Yoga (Thursday)	2.22% 3	0.74% 1	5.93% 8	9.63% 13	81.48% 110	135
MahaSangha (Friday)	4.14% 7	7.69% 13	16.57% 28	13.61% 23	57.99% 98	169
Every Body Every Mind Sangha (Sunday)	2.38% 3	3.17% 4	3.97% 5	7.14% 9	83.33% 105	126

Classes: series, half-day, daylongs	3.87% 11	10.56% 30	22.54% 64	44.72% 127	18.31% 52	284
Special Events	0.47% 1	3.74% 8	18.69% 40	44.39% 95	32.71% 70	214
Deep Refuge Group	0.74% 1	12.50% 17	2.94% 4	5.15% 7	78.68% 107	136

Q10 Please share how important the following aspects of EBMC are to you:

Answered: 328 Skipped: 32



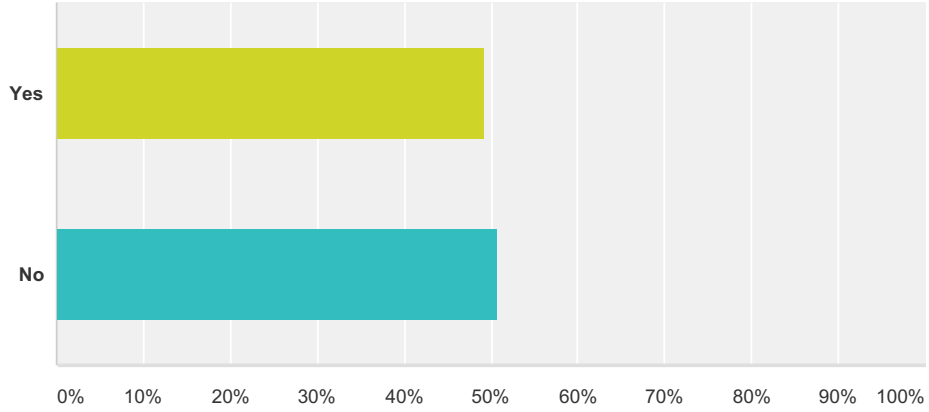


	Very Important	Important	Somewhat Important	Not Important	Total
--	----------------	-----------	--------------------	---------------	-------

Community	58.77% 191	29.23% 95	10.46% 34	1.54% 5	325
Opportunity to Meditate	67.90% 220	26.85% 87	4.32% 14	0.93% 3	324
Teachers	62.78% 199	31.86% 101	5.05% 16	0.32% 1	317
Buddhist Teachings	55.06% 174	30.06% 95	12.97% 41	1.90% 6	316
Teachings on Non-Buddhist Topics	20.00% 62	35.48% 110	30.65% 95	13.87% 43	310
Gift Economics System (generosity based, no registration fee)	57.89% 187	27.86% 90	12.07% 39	2.17% 7	323
Inclusivity and Diversity	85.23% 277	11.69% 38	2.77% 9	0.31% 1	325
Accessibility	63.17% 199	26.67% 84	8.25% 26	1.90% 6	315
Social Justice Focus	69.97% 226	20.12% 65	8.36% 27	1.55% 5	323

Q11 In the past ten years have you attended a residential meditation retreat of any length?

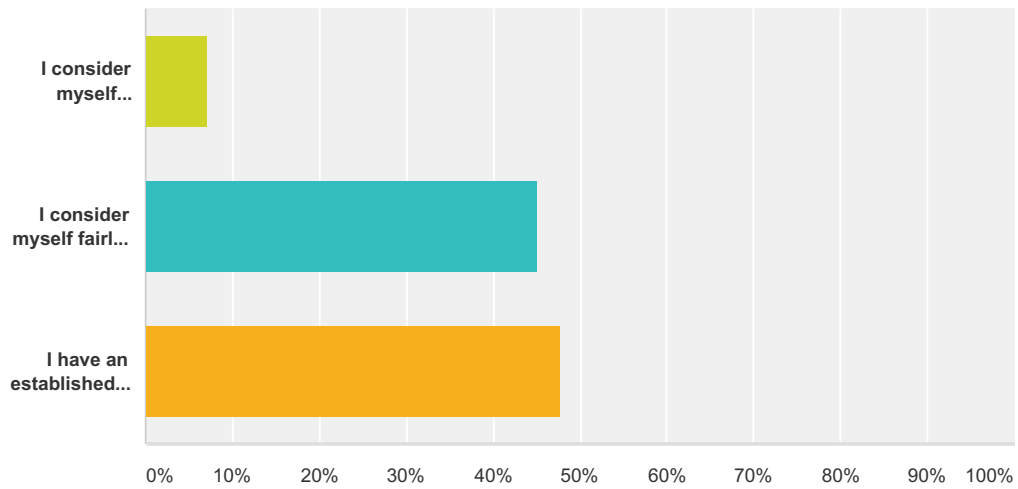
Answered: 329 Skipped: 31



Answer Choices	Responses
Yes	49.24% 162
No	50.76% 167
Total	329

Q12 What is your experience with meditation?

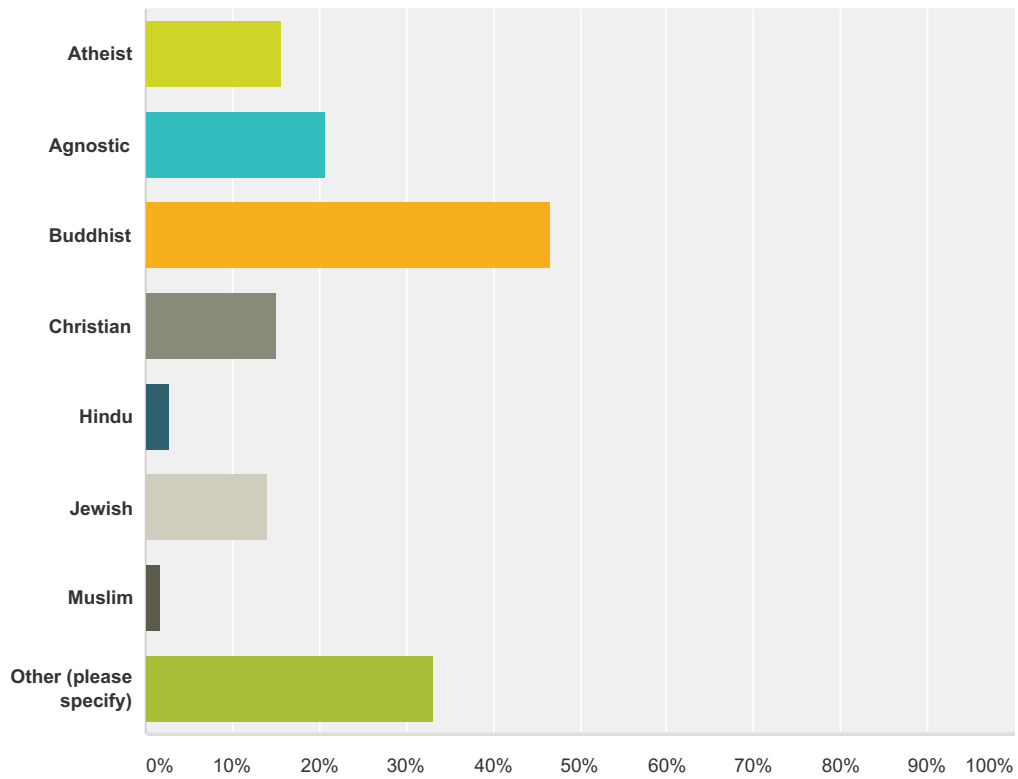
Answered: 322 Skipped: 38



Answer Choices	Responses	
I consider myself completely new to meditation	7.14%	23
I consider myself fairly new to meditation; I am establishing a consistent practice	45.03%	145
I have an established meditation practice that has been fairly consistent for three or more years	47.83%	154
Total		322

Q13 Do you identify as: (check all that apply)

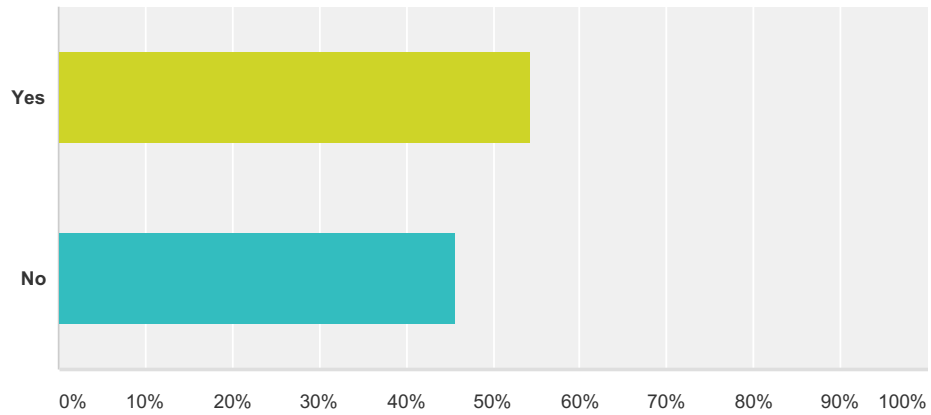
Answered: 301 Skipped: 59



Answer Choices	Responses
Atheist	15.61% 47
Agnostic	20.60% 62
Buddhist	46.51% 140
Christian	14.95% 45
Hindu	2.66% 8
Jewish	13.95% 42
Muslim	1.66% 5
Other (please specify)	33.22% 100
Total Respondents: 301	

Q14 Have you ever volunteered for EBMC?

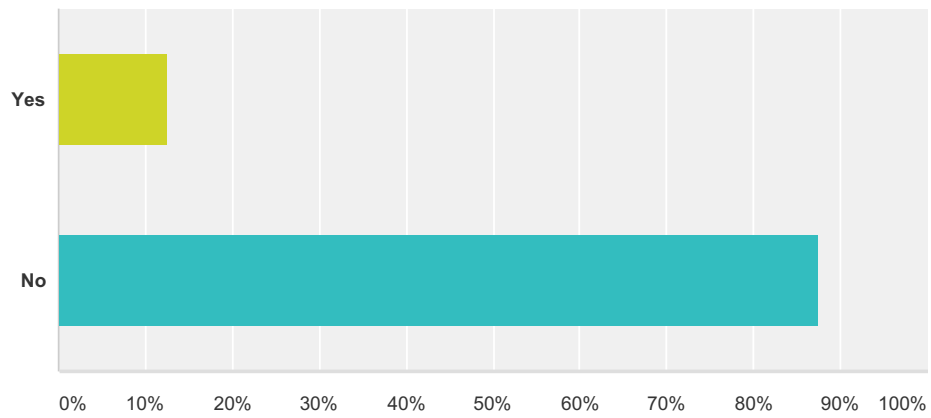
Answered: 324 Skipped: 36



Answer Choices	Responses
Yes	54.32% 176
No	45.68% 148
Total	324

Q15 Are you currently a volunteer at EBMC?

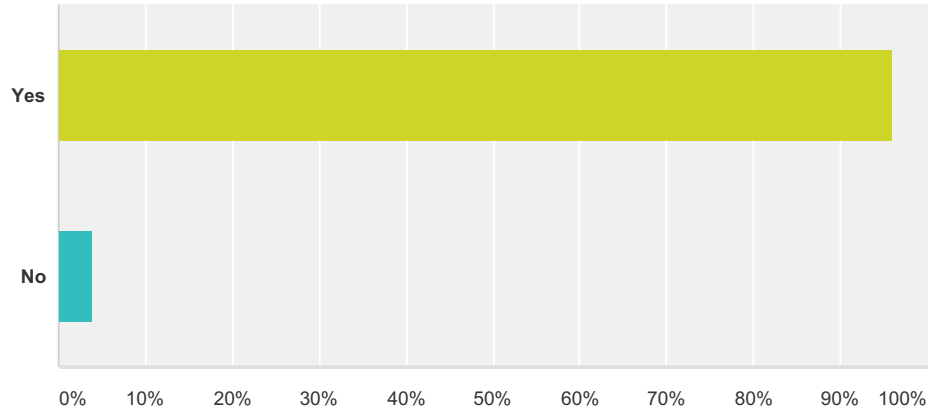
Answered: 320 Skipped: 40



Answer Choices	Responses
Yes	12.50% 40
No	87.50% 280
Total	320

Q16 Do you practice Gift Economics by donating to EBMC while registering for classes, and/or putting money in the dana (gift) baskets for the teachers and/or for EBMC?

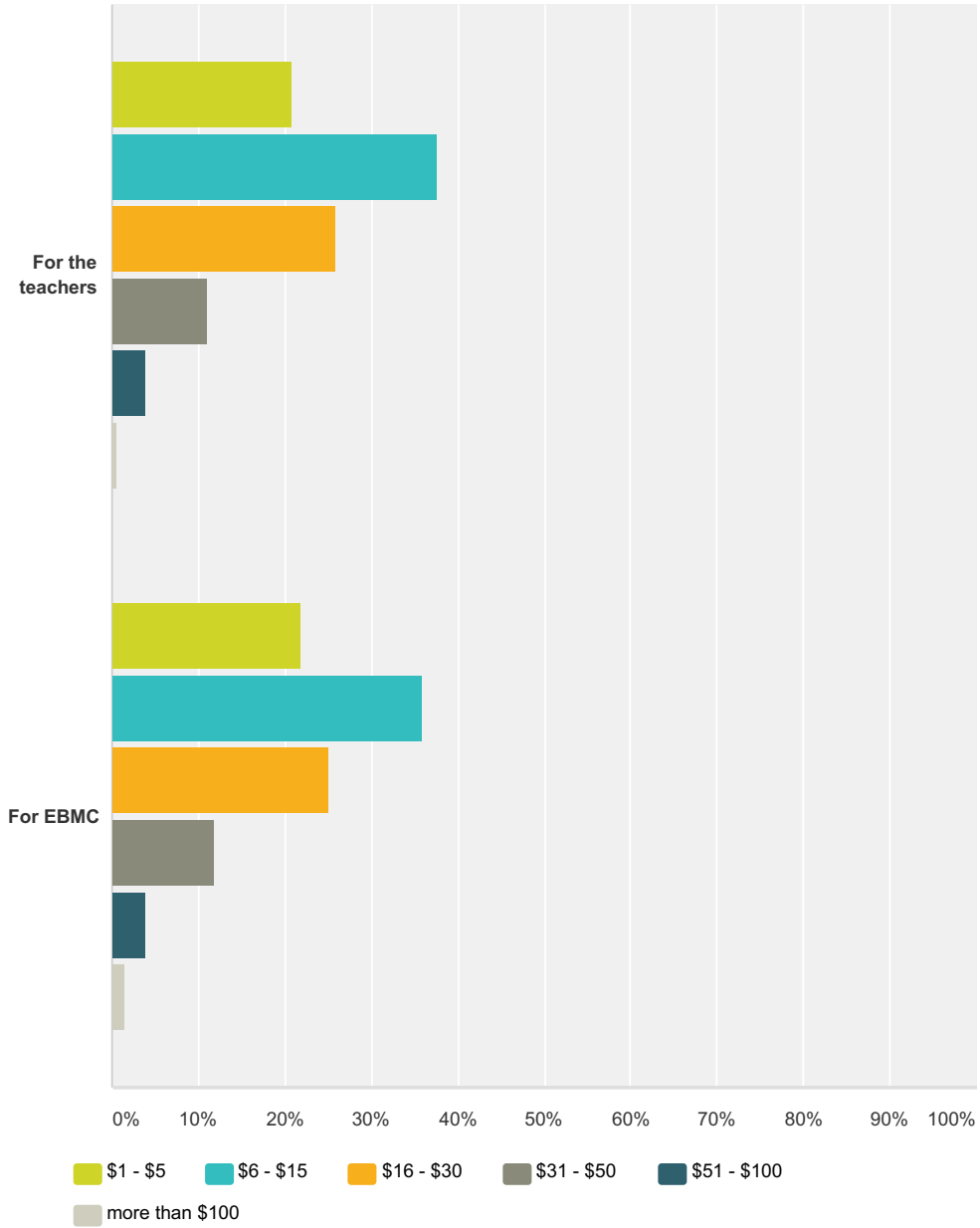
Answered: 320 Skipped: 40



Answer Choices	Responses
Yes	95.94% 307
No	4.06% 13
Total	320

Q17 How much do you estimate you give per month, on average, via class registration and dana baskets?

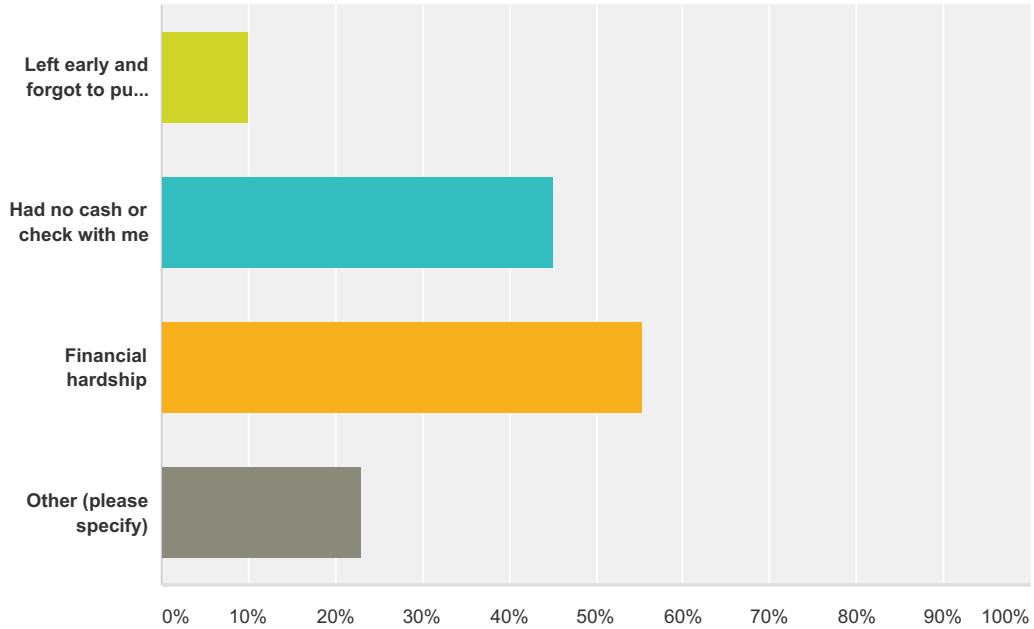
Answered: 297 Skipped: 63



	\$1 - \$5	\$6 - \$15	\$16 - \$30	\$31 - \$50	\$51 - \$100	more than \$100	Total
For the teachers	20.92% 59	37.59% 106	25.89% 73	10.99% 31	3.90% 11	0.71% 2	282
For EBMC	21.86% 61	35.84% 100	25.09% 70	11.83% 33	3.94% 11	1.43% 4	279

Q18 What are the barriers that might keep you from donating to EBMC? (check all that apply)

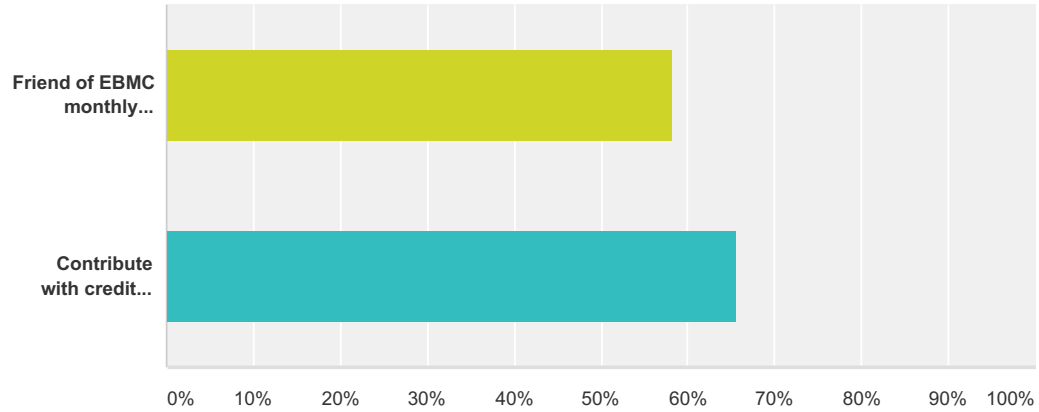
Answered: 239 Skipped: 121



Answer Choices	Responses
Left early and forgot to put money in the basket	10.04% 24
Had no cash or check with me	45.19% 108
Financial hardship	55.23% 132
Other (please specify)	23.01% 55
Total Respondents: 239	

Q19 Which of the following payment options would you use? (check all that apply)

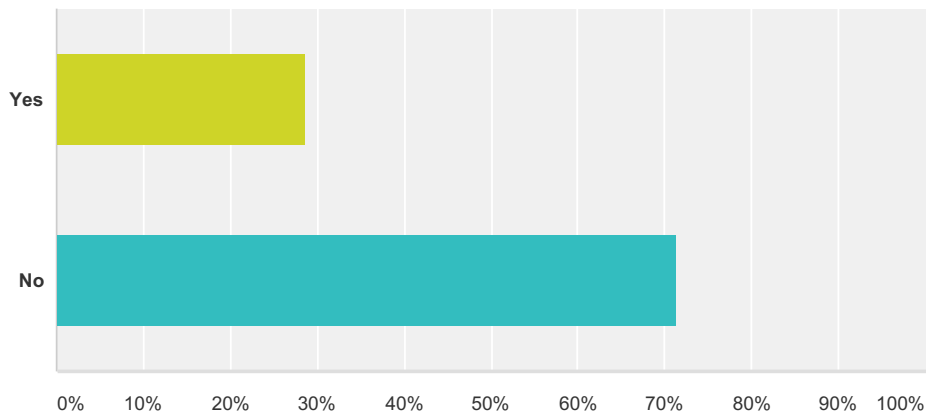
Answered: 227 Skipped: 133



Answer Choices	Responses
Friend of EBMC monthly automatic payment (tax receipt)	58.15% 132
Contribute with credit card at events and classes (no tax receipt)	65.64% 149
Total Respondents: 227	

Q20 Have you ever been, a "Friend of EBMC" monthly donor?

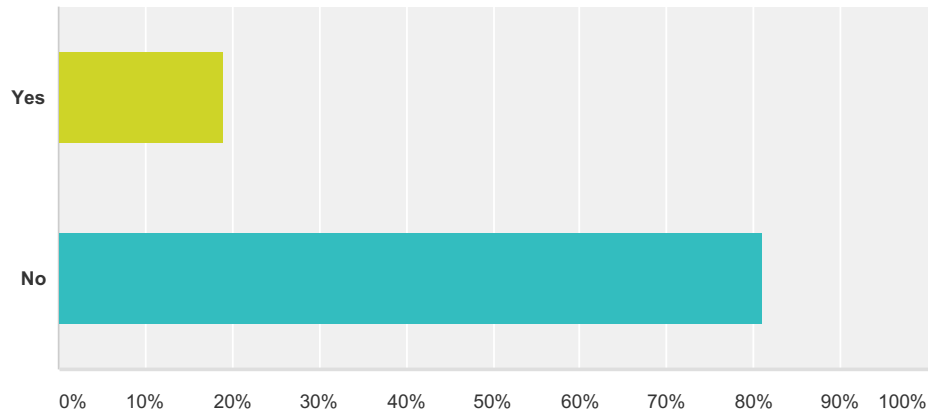
Answered: 315 Skipped: 45



Answer Choices	Responses	
Yes	28.57%	90
No	71.43%	225
Total		315

Q21 Are you currently a "Friend of EBMC" monthly donor?

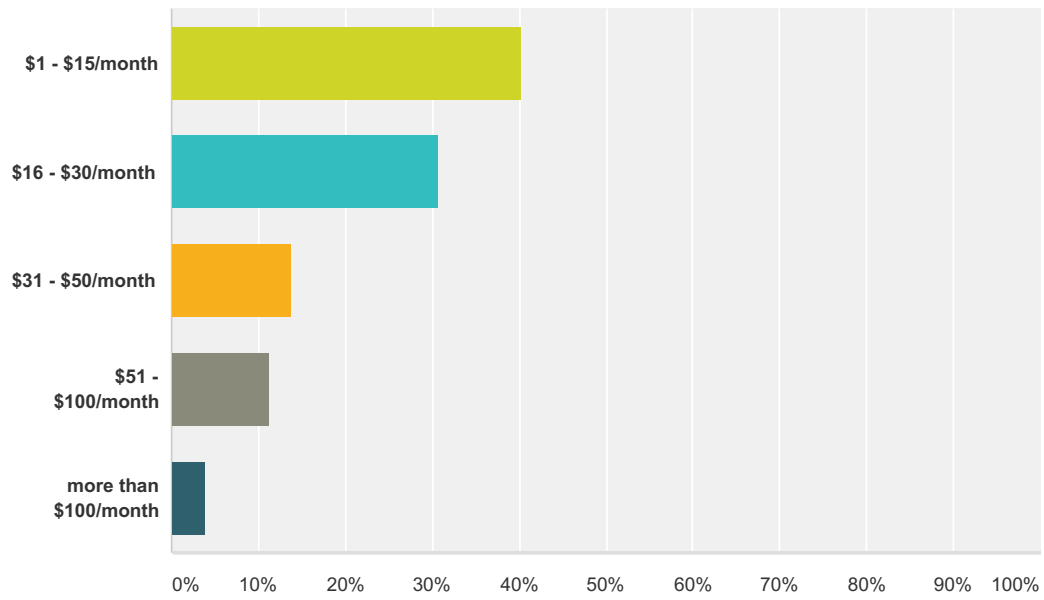
Answered: 316 Skipped: 44



Answer Choices	Responses
Yes	18.99% 60
No	81.01% 256
Total	316

Q22 What is the range of your monthly donation?

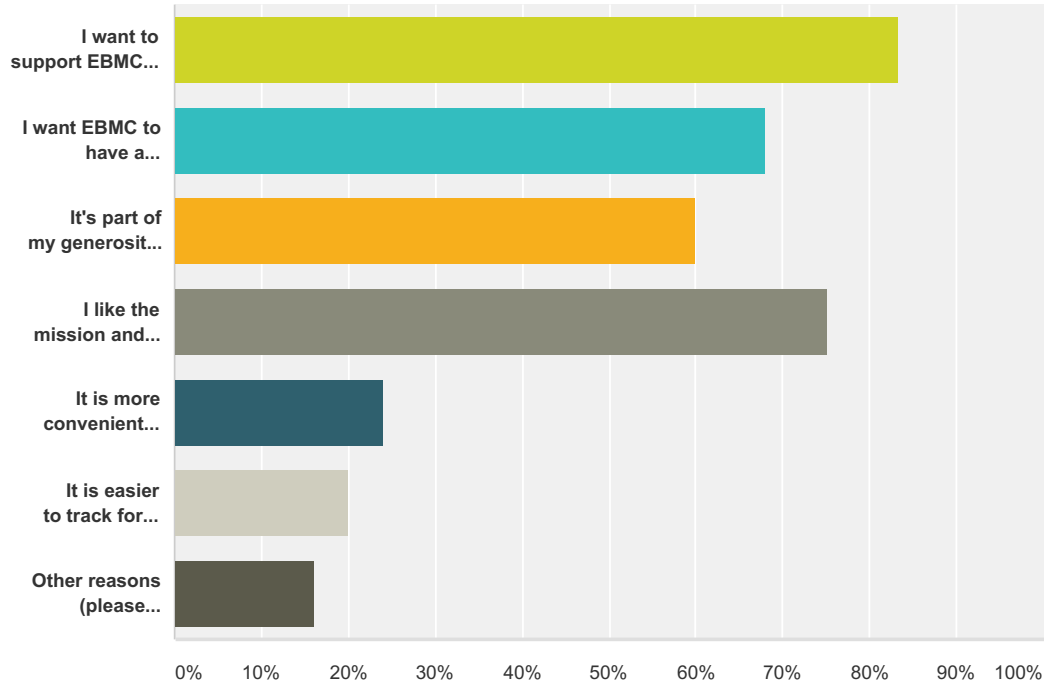
Answered: 124 Skipped: 236



Answer Choices	Responses
\$1 - \$15/month	40.32% 50
\$16 - \$30/month	30.65% 38
\$31 - \$50/month	13.71% 17
\$51 - \$100/month	11.29% 14
more than \$100/month	4.03% 5
Total	124

Q23 What motivates you to be a "Friend of EBMC" monthly donor? (check all that apply)

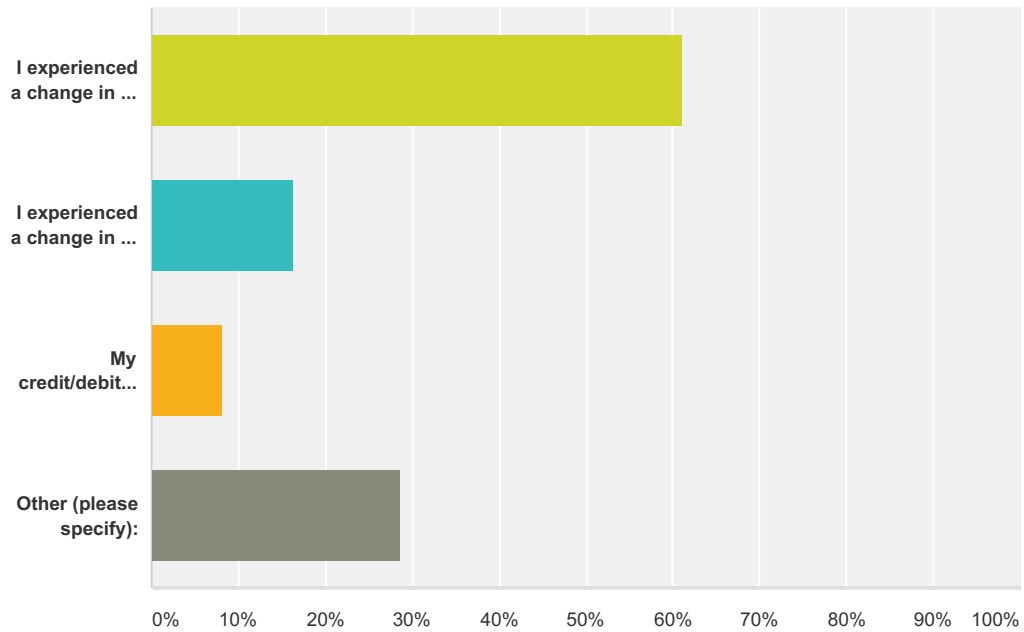
Answered: 125 Skipped: 235



Answer Choices	Responses	Count
I want to support EBMC's long term sustainability.	83.20%	104
I want EBMC to have a consistent source of income.	68.00%	85
It's part of my generosity practice.	60.00%	75
I like the mission and values of EBMC.	75.20%	94
It is more convenient because I don't carry cash.	24.00%	30
It is easier to track for tax purposes.	20.00%	25
Other reasons (please specify)	16.00%	20
Total Respondents: 125		

Q24 (If applicable) Why did you stop participating in the "Friends of EBMC" monthly donor program?

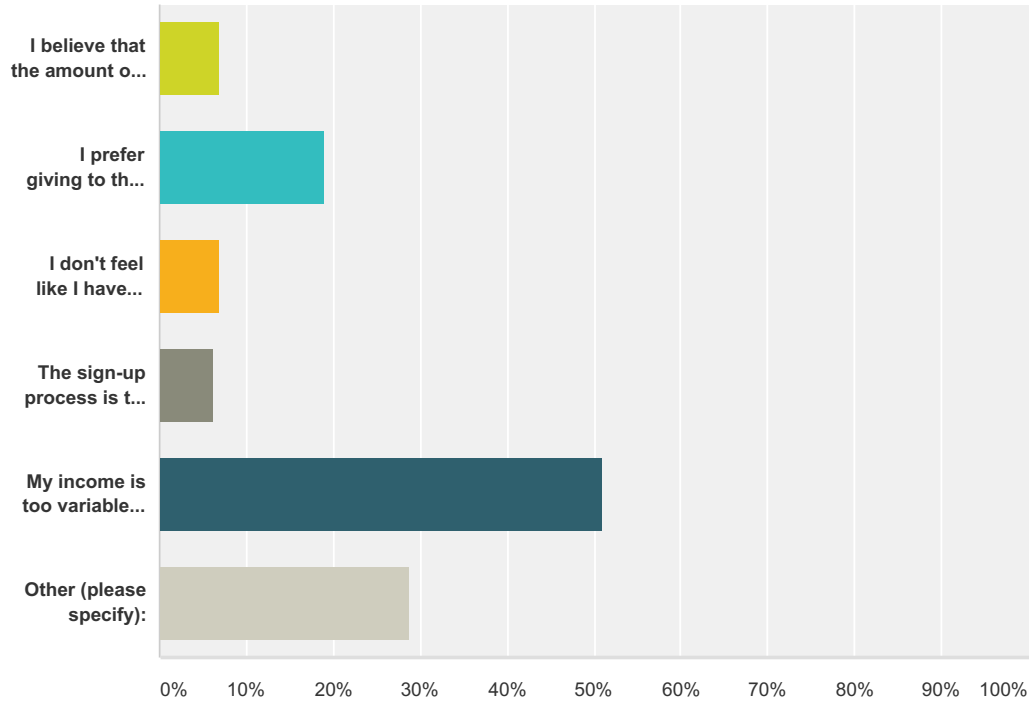
Answered: 49 Skipped: 311



Answer Choices	Responses
I experienced a change in my financial circumstances.	61.22% 30
I experienced a change in my desire to support EBMC in this way.	16.33% 8
My credit/debit card expired and I haven't updated my information for EBMC.	8.16% 4
Other (please specify):	28.57% 14
Total Respondents: 49	

Q25 What barriers to participating as a "Friend of EBMC" monthly donor have you experienced?

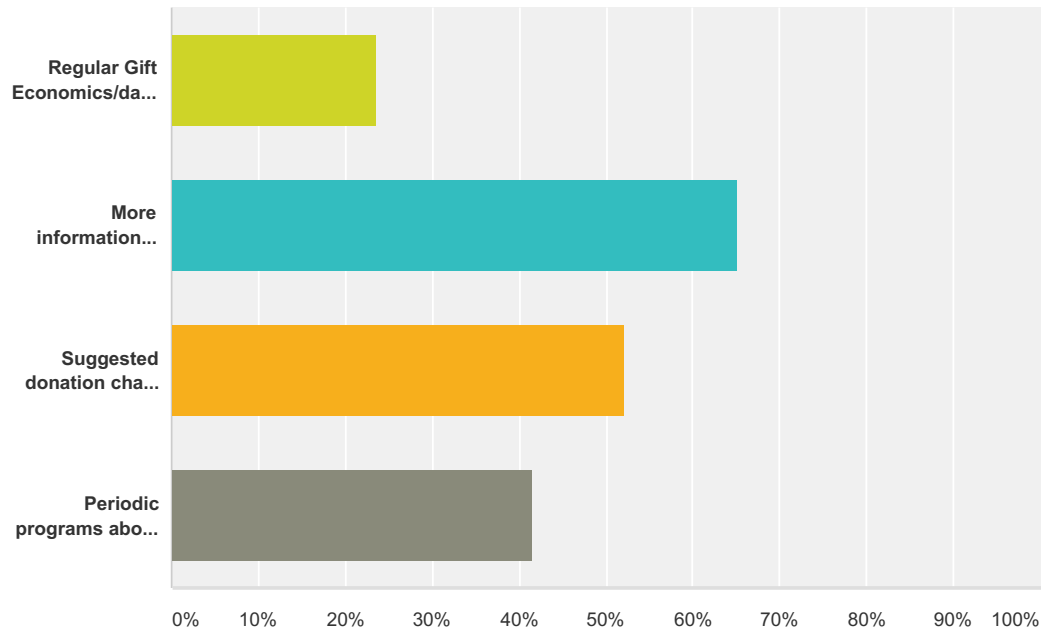
Answered: 173 Skipped: 187



Answer Choices	Responses
I believe that the amount of money that I have to give is not enough to help.	6.94% 12
I prefer giving to the teachers.	19.08% 33
I don't feel like I have enough information about EBMC's budget and spending.	6.94% 12
The sign-up process is too complicated, or I'm not comfortable with the signup technology.	6.36% 11
My income is too variable to have money automatically withdrawn monthly.	50.87% 88
Other (please specify):	28.90% 50
Total Respondents: 173	

Q26 What would help you better understand the importance of EBMC's Gift Economics approach to sustainability?

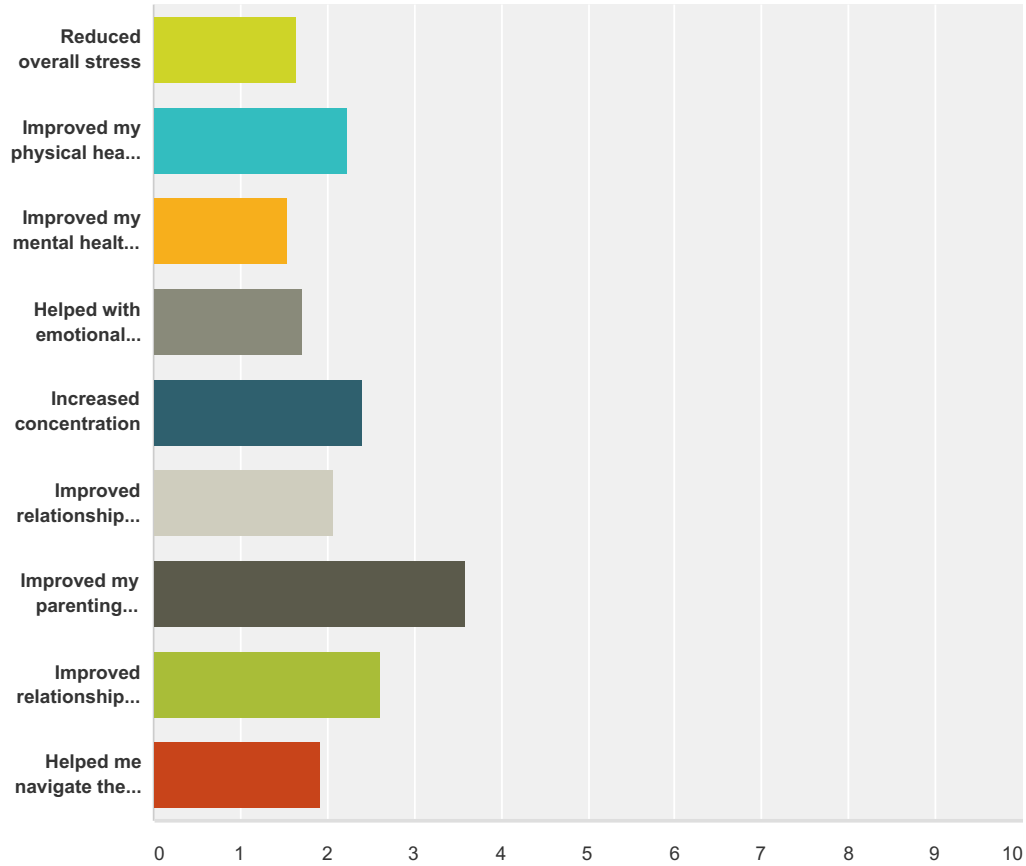
Answered: 178 Skipped: 182



Answer Choices	Responses
Regular Gift Economics/dana talks	23.60% 42
More information about EBMC's expenses and our financial needs	65.17% 116
Suggested donation charts visible at EBMC	52.25% 93
Periodic programs about Money/Class and the Dharma	41.57% 74
Total Respondents: 178	

Q27 My participation at EBMC has had a positive impact on my life in the following ways.

Answered: 300 Skipped: 60



	Significant Impact	Some Impact	No Impact	Total	Weighted Average
Reduced overall stress	46.02% 133	50.52% 146	3.46% 10	289	1.64
Improved my physical health and well-being	28.57% 82	54.01% 155	17.42% 50	287	2.24
Improved my mental health and well-being	50.68% 150	47.30% 140	2.03% 6	296	1.55
Helped with emotional regulation	43.25% 125	51.90% 150	4.84% 14	289	1.71
Increased concentration	23.86% 68	54.39% 155	21.75% 62	285	2.41
Improved relationships with my family and friends	35.94% 101	49.82% 140	14.23% 40	281	2.07
Improved my parenting skills	16.56% 27	24.54% 40	58.90% 96	163	3.60
Improved relationships at my job	20.00% 51	53.33% 136	26.67% 68	255	2.60

Helped me navigate the harmful effects of systems of oppression (racism, homophobia, transphobia, ableism, gender oppression)	43.88% 122	43.88% 122	12.23% 34	278	1.93
---	----------------------	----------------------	---------------------	-----	------

Q28 Do you have anything else that you would like to share?

Answered: 94 Skipped: 266

Q29 OPTIONAL: Please write your name and email address below if you want to enter the raffle for various prizes. Your information will be kept separate from the rest of your survey answers.

Answered: 154 Skipped: 206